



## 25 Bouchers Way, Salisbury, Wiltshire, SP2 8RW

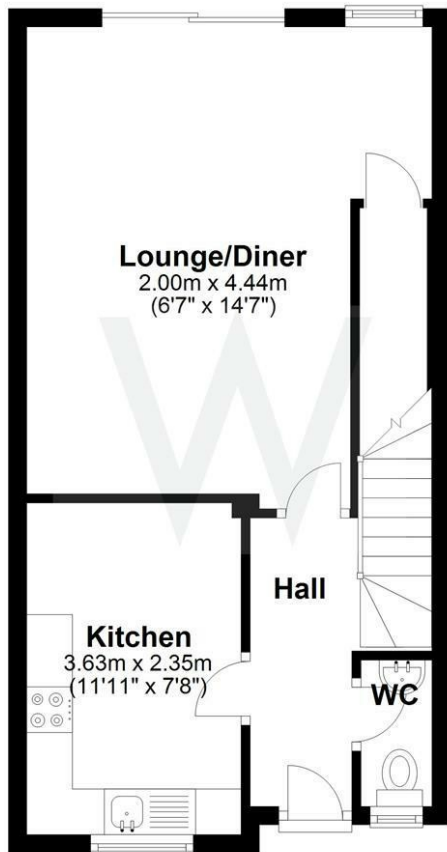
\*\*\*PROPERTY NOW ON HOLD DUE TO HIGH DEMAND\*\*\*

- CLOSE TO SALISBURY HOSPITAL
- THREE BEDROOMS (ONE-EN-SUITE)
- KITCHEN/BREAKFAST ROOM
- LARGE LOUNGE/DINER WITH PATIO DOORS TO ENCLOSED GARDEN
- GARAGE AND OFF ROAD PARKING
- EPC-D
- COUNCIL TAX D

**£1,100 PCM**

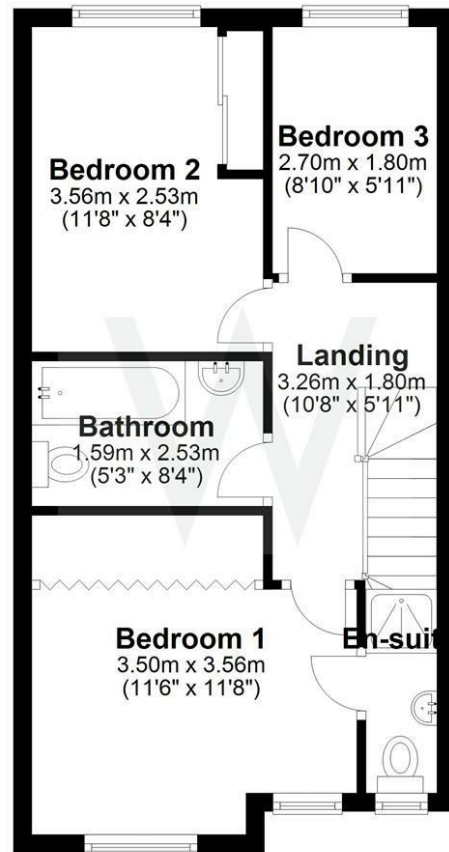
## Ground Floor

Approx. 38.6 sq. metres (415.6 sq. feet)



## First Floor

Approx. 38.3 sq. metres (412.3 sq. feet)



Total area: approx. 76.9 sq. metres (827.9 sq. feet)


## WHITES

Castle Chambers, 47 Castle Street, Salisbury,  
Wiltshire, SP1 3SP

Tel: 01722 336422/Option 2

[www.hwwhite.co.uk](http://www.hwwhite.co.uk)

email: [lettings-management@hwwhites.co.uk](mailto:lettings-management@hwwhites.co.uk)

Energy Efficiency Rating		Current	Potential
Very energy efficient - lower running costs			
(92 plus) <b>A</b>			86
(81-91) <b>B</b>			
(69-80) <b>C</b>			
(55-68) <b>D</b>		68	
(39-54) <b>E</b>			
(21-38) <b>F</b>			
(1-20) <b>G</b>			
Not energy efficient - higher running costs			
England & Wales		EU Directive 2002/91/EC	

Environmental Impact (CO <sub>2</sub> ) Rating		Current	Potential
Very environmentally friendly - lower CO <sub>2</sub> emissions			
(92 plus) A			
(81-91) B			
(69-80) C			
(55-68) D			
(39-54) E			
(21-38) F			
(1-20) G			
Not environmentally friendly - higher CO <sub>2</sub> emissions			
England & Wales		EU Directive 2002/91/EC	